

Aquawood Ligno+ Top M

5192

Water-based highly transparent **Thick-film glaze finish** for **wooden windows and front doors** for **industrial and professional use**

It has been matched as a system with a **3-coat structure**

PRODUCT DESCRIPTION

General

Water-based, breathable, highly transparent thick-coat glaze finish based on acrylic/polyurethane dispersions. The product is characterised by very good weather resistance, high transparency, high anti-blocking properties, block-resistance, flood water resistance and very good impact strength.

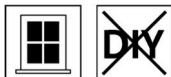
The product is formulated without the addition of biocidal active agents to protect against blue stain and wood-destroying fungi.

Special properties and standards



- **ÖNORM EN 71-3** Safety of toys; migration of certain elements (free of heavy metals)
- **DIN 53160-1 and DIN 53160-2** perspiration and saliva-proof properties
- **French ordinance DEVL1104875A** regarding the marking of construction coating products for their emission of volatile pollutants: A+

Application areas



- For dimensionally stable timber components for exterior and interior use, such as e.g. wooden windows and front doors.
- Not suitable for humid areas (e.g. indoor pools).
- Not effective on coloured hardwoods such as meranti, mahogany, etc.
- Particularly suitable for low resin softwood.

PROCESSING

Instructions for use



- Please stir the product before use. However, prevent entry of air while stirring.
- The temperature of the product and object, and the room temperature must be at least + 15 °C.
- The optimal conditions for use are between 15 – 25 °C with a relative atmospheric humidity between 40 – 80 %.
- Too high dry film thicknesses beyond around 120 µm reduce the diffusion capacity and should thus be avoided.

03-21 (supersedes 04-19) ZKL 5192

ADLER-Werk Lackfabrik, A-6130 Schwaz

Phone: 0043/5242/6922-301, Fax: 0043/5242/6922-309, email: technical-support@adler-lacke.com

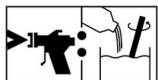
Our instructions for use are based on knowledge available currently and shall guide the buyer/user to the best of one's knowledge, but, however, must be clarified for the areas of application and processing conditions on a case-to-case basis. The buyer/user is responsible for deciding on the suitability and use of the delivered product, which is why it is recommended to produce a sample to check the suitability of the product. Our general terms and conditions of sale are otherwise applicable. All previous data sheets are rendered invalid with the issue of this one. Rights reserved for the modification of the container sizes, colour shades and degrees of gloss available.

- Sealants must be compatible with the coat and may only be applied once the paint has dried through. Sealing profiles with plasticizers tend to stick together in combination with paints.

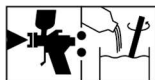
Please only use those types that have been tested.

- When changing from Aquawood Ligno+ Top M 5192 to other water-based paint systems, care must be taken to adequately clean the pipes and spray equipment, preferably with warm water.
- Please follow our **ARL 300 - Working guideline for coating dimensionally stable and limited dimensionally stable construction elements - General part** along with all standards and guidelines for window construction.

Application technique



0-5% H₂O



10% H₂O

Application method	Airless	Airless air-supported (Airmix, Aircoat, etc.)	Cup gun
Spray nozzle (ø mm)	0.28 or 0.33	0.28 or 0.33	1.8 – 2.0
Spray nozzle (ø inch)	0.011 or 0.013	0.011 or 0.013	-
Spraying angel (degrees)	20 – 40	20 – 40	-
Spraying pressure (bar)	80 – 100	80 – 100	3 – 4
Atomized air (bar)	-	0,5 – 1,5	-
Spraying distance (cm)	approx. 25		
Thinner	water		
Thinner amount added in %	0 – 5		10
Wet film (µm)	250 – 275		
Yield per application (g/m ²) ¹⁾	500		
Dry film complete coating system (µm)	80 up to max. 120		
¹⁾ Yield including addition of thinner and loss while spraying			

The shape, the properties and moisture of the substrate affect the consumption/yield. Accurate values for consumption must be obtained by applying trial coats in advance.

Drying times

(at 23 °C and 50 % rel. humidity)



Dust-dry (ISO 1517)	after approx. 30 minutes
Tack-free	after approx. 3 hours
Stackable with PE fine foam spacers at room temperature:	after approx. 5 hours
Stackable with PE fine foam spacers after forced drying: 20 min flash-off zone 90 min drying stage (35– 40 °C) 20 min cooling stage	after approx. 130 minutes
Dried through	after approx. 12 hours

The figures given above are reference values. The drying time depends on the type of substrate, coat thickness, temperature, air exchange and relative atmospheric humidity.

Lower temperatures and/or high level of atmospheric humidity can increase the drying time.

Avoid direct sunlight (very quick drying).

Cleaning equipment



the working

With water immediately after use.

To remove dried paint residues we recommend using ADLER Aqua-Cleaner 80080 (diluted 1:1 with water).

SUBSTRATE

Type of substrate

Softwoods in accordance with the guidelines for window construction, Pine and Larch.

Substrate condition

property (or

The substrate must be dry, clean, capable of holding the paint, free from separating substances such as grease, wax, silicone, resin etc. and free from wood dust, as well as tested for suitability for coating.

Wood moisture

13 % +/- 2 %

COATING SYSTEM

Impregnation

Hardwood and Larch:

1 x Aquawood Ligno+ Base 57960

Oak:

1 x Aquawood Ligno+ Base, Eiche Natur 57961

Intermediate drying: approx. 4 hours

Use wood preservatives safely. Always read the label and observe the relative technical data sheets of the products before use.

Intermediate sanding



Grit size 220 – 240

Remove sanding dust.

Finishing coat

Softwood:

1 x Aquawood Ligno+ Top M 5192000200

Larch:

Aquawood Ligno+ Top M, Lärche Natur 5192055666

Oak:

1 x Aquawood Ligno+ Top M, Eiche Natur 5192055667

For front doors:

An additional application of Aquawood Protect 5128 is necessary (colourless two-component varnish).

Please observe the relative technical data sheets of the products.

MAINTENANCE AND RENOVATION

Maintenance and renovation

The durability depends on several factors: these include particularly the type of weathering, constructional protection, mechanical stress and the choice of colour applied. To obtain long durability, preservation work is necessary in time. Therefore, we recommend annual maintenance.

Cleaning with ADLER Top-Cleaner 7208. Maintenance with ADLER Top-Care 7227 in the package ADLER Windoor Care-Set 7229.

Please observe the relative technical data sheets of the products.

Please follow our **ARL 304 - Working guideline for coating dimensionally stable and limited dimensionally stable construction elements - Maintenance and renovation.**

ORDERING INFORMATION

Size of trading unit

5 kg; 25 kg; 90 kg poly drum

Colour shades / degrees of gloss

Natur	5192000200
Larch Natur	5192055666
Natur Oakwood	5192055667

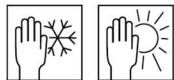
- The final colour is basically obtained from the inherent colour of the wood, the applied quantity, the colour of the impregnation and the colour of the finishing coat.
 - In order to ensure uniformity of the colour shade, use only material having the same batch number on a given surface.
 - It is recommended to prepare a trial colour sample on the original substrate using the coating system selected in order to assess the final colour shade.
-

Supplementary products

Aquawood Ligno+ Base 57960
1 x Aquawood Ligno+ Sealer 59114
1 x Aquawood Ligno+ Sealer 59110
ADLER V-Fugensiegel 55630
ADLER Top-Cleaner 7208
ADLER Top-Care 7227
ADLER Windoor Care-Set 7229
ADLER Aqua-Cleaner 80080

OTHER INSTRUCTIONS

Durability/storage



At least 1 year in the original sealed containers.

Make sure the product is protected against moisture, direct sunlight, frost and high temperatures (above 30 °C).

Technical specifications

VOC content EU limit value for Aquawood Ligno+ Top M (cat. 130 g/l (2010). Aquawood Ligno+ Top M contains maximum 50 gm./l VOC (Volatile Organic Compounds).

Safety-related information



Further information on the subject of safety during transport, storage and handling as well as disposal can be found in the relevant safety data sheet. The current version can be accessed on the Internet at **www.adler-lacke.com**.

The product is only suitable for the industrial and professional use

Inhaling paint aerosols whilst spraying must generally be avoided. This is ensured by correctly using a respiratory mask (combination filter A2/P2).
